Anysis

Epinephrine ADP Aspirin P2Y12 SIPA

4 min

200μL

A quick and simple blood test provides convenience to both patients and medical staffs.

RHEO Meditech

Providing solutions what patients needs now

Platelet Function Test

Anysis

Assessment of Bleeding Risk and Antiplatelet Therapy Response

Comprehensive and precision testing of
inherited, acquired, and drug-induced platelet dysfunction

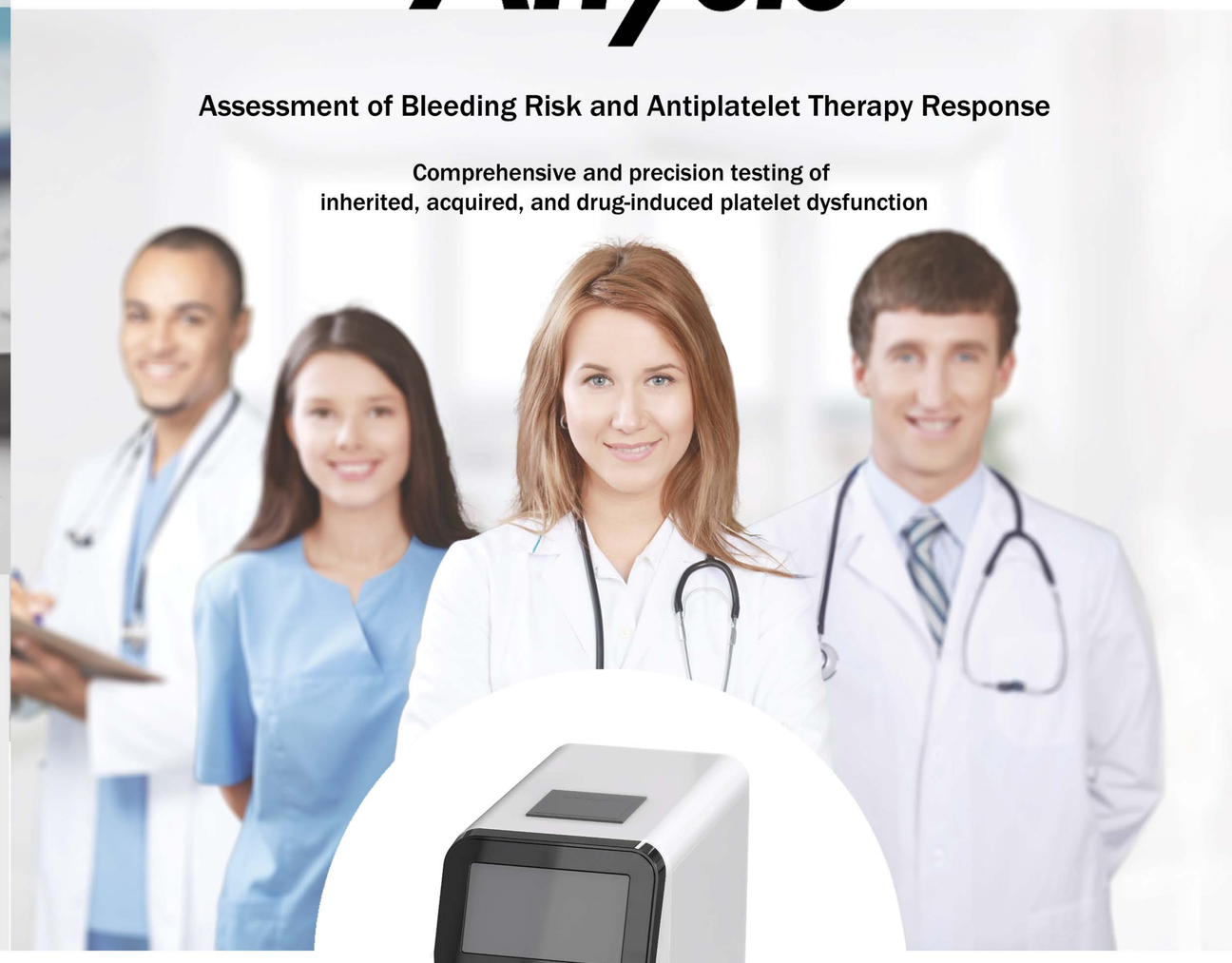

www.any-sis.com
info@any-sis.com

RHEO Meditech

Simulating in-vivo platelet aggregation

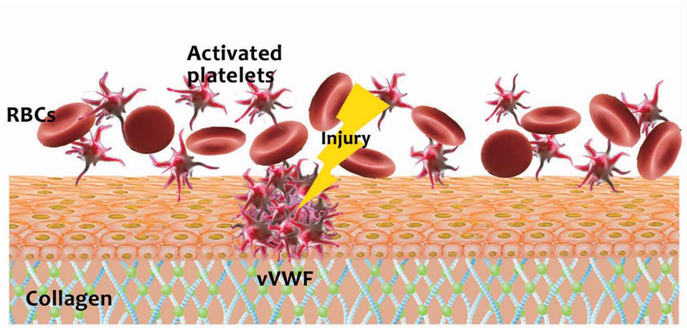

The Anysis®'s unique technology enables to mimic in-vivo hemodynamic conditions of platelet activation, adhesion and aggregation in a vascular lumen, providing simple, rapid detection of congenital, inherited, and acquired platelet dysfunction in clinical environments.





Test Name	Reagents
Anysis-Epinephrine	Collagen-Epinephrine Test
Anysis-ADP	Collagen-ADP Test
Anysis-Aspirin	Fibrinogen-Arachidonic Acid Test
Anysis-P2Y12	Fibrinogen-P2Y12 Inhibitor Test
Anysis-SIPA	Shear-Induce Platelet Aggregation Test

Epinephrine ADP Aspirin P2Y12 SIPA

Creative Innovation in Technology

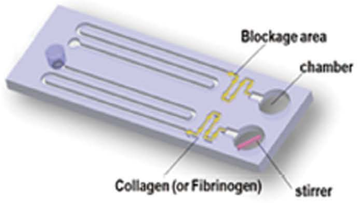

The main features of the Anysis® include
- Small sample volume of just 200μL of whole blood
- One-step of pipetting
- Rapid test (less than 4 minutes)
- Fully automated operation with one-touch
- Small space required for the system operation
- Total bleeding risk assessment with a single system

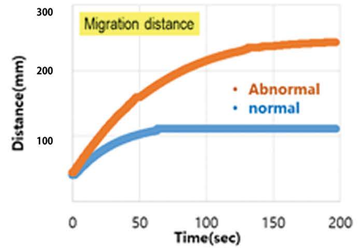

What the Anysis® can provide
- Sample-to-answer results
- A fully contained, single-use test device
- Automated reports in minutes
- Low-cost platelet assay
- Reliable test results
- Quick and easy operation

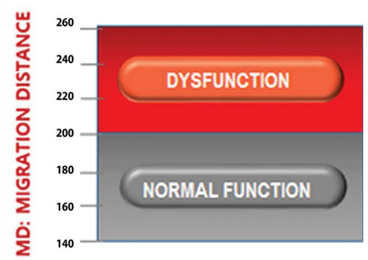

The Anysis® test aids in
- Assessing whether patient's platelets are normal function or not
- Assessing whether antiplatelet therapy is correctly working or not
- Shorter migration distances(MD) indicate normal platelet function
- Prolonged migration distance indicates dysfunction of platelets associated with inherited diseases or antiplatelet-therapy

RHEO Meditech

Providing solutions what patients needs now